






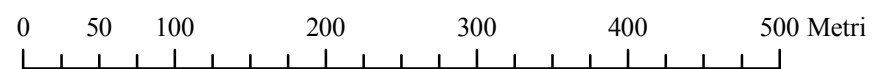


Legenda

-  Zona soggetta a piano attuativo
-  Aree artigianali
-  Verde pubblico
-  Vincoli speciali
-  Fascia rispetto
-  Viabilità
-  Parcheggi



**SCHEDE DI VALUTAZIONE DEI PIANI ATTUATIVI
CASELLOTTA**
Previsioni del PPE
Scala 1:5000